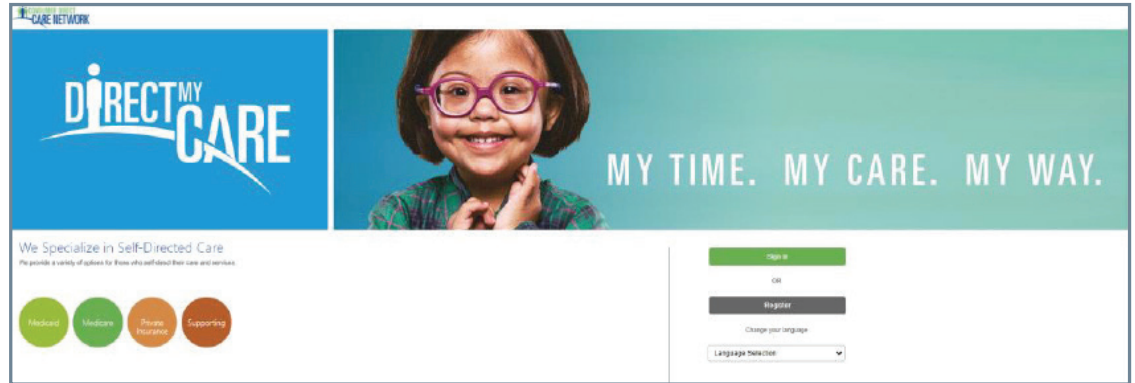




MACMILKA/WAKIILKA LA OGGALYAHAY Iska Diiwaangelinta Bogga Intarnetka ee DirectMyCare

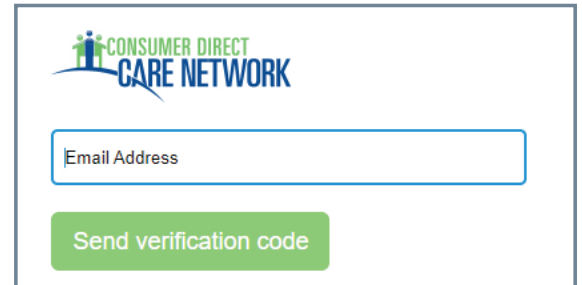
SIDA LA ISKU DIIWAANGELIYO

1. Furo barawsarkaaga intarnetka. CDWA waxay ku talinaysaa inaad isticmaasho Google Chrome.
2. Gal DirectMyCare.com
3. Ku dhufo badhanka **Register (Diiwaangeli)** si aad u furto bogga diiwaangelinta. (Sawirka. 01)



Sawirka. 01

4. Geli cinwaankaaga iimayl oo ku dhufo **Send Verification Code (Soo Dir Lambarka Xaqiijinta)**. (Sawirka. 02)



Sawirka. 02

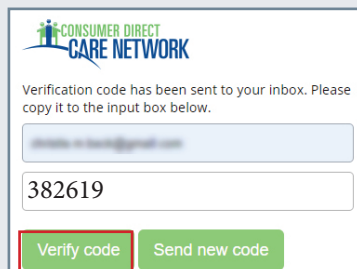
5. **Bog cusub ka fur barawsarka** oo ka eeg cinwaankaaga iimayl lambarka xaqiijinta. (Sawirka. 03)

**Haddii aad aragto inaad xirtay bogga diiwaangelinta, waxaad u baahan doontaa inaad la xidhiidho CDWA si aad dib ugu saxdo diiwaangelintaada.*

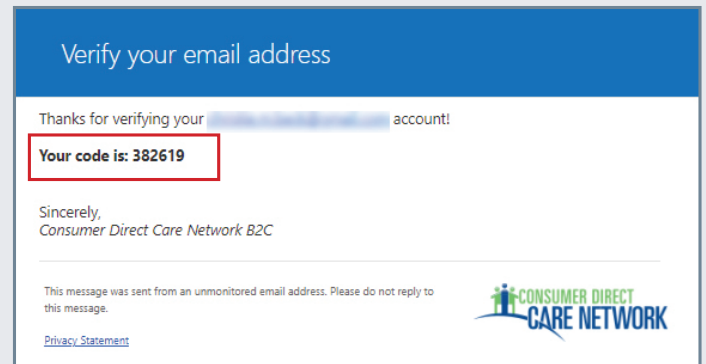
6. **Ku laabo bogga diiwaangelinta** oo geli lambarka aad iimaylka ku heshay sanduuqa xaqiijinta. (Sawirka. 04)

● Ku dhufo **Verify Code (Xaqiiji Lambarka)**.

**Haddii aad u baahato lambar xaqiijin oo cusub, guji "Send new code (Soo dir lambar cusub)."*



Sawirka. 04



Sawirka. 03

7. Samee lambar sireed.
8. Dib u qor isla lambar sireedkaas.
9. Geli magacaaga, magaca aabahaa, iyo magaca awoowgaa sanduugyada banaan.
10. Dooro Ka Qaaybqaate, haddii aad tahay Macmiilka, ama Wakiilka La Oggalyahay.
11. U dooro Washington inay tahay gobalka adeegga lagu bixinayo ahaan.
12. Geli lambarka taleefonkaaga.
13. Geli taariikhdaada dhalashada oo u qoran qaabka BIL/MAALIN/SANAD.
14. Geli afarta tiro ugu danbeeya ee Lambarkaaga Sooshiyaal Sekuuritiga.
15. Ku dhufo **Create (Samee)** si aad u dhamaystirto habsocodka diiwaangelinta.

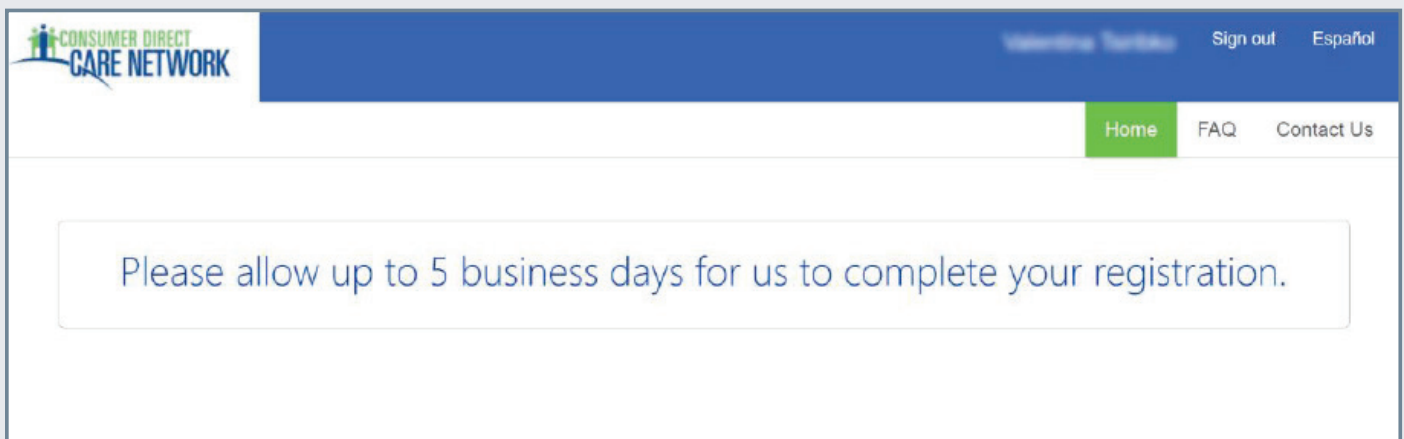
- 7
- 8
- 9
-
-
-
- 10
- 11
- 12
- 13
- 14
- 15

Sawirka. 05

Ka dib markaad ku dhufato Samee, haddii ay kuu soo baxdo fariinta Sawirka. 06, fadlan la xidhiidh CDWA si aad u dhamaystirto diiwaangelintaada.

Taleefonka: 866.214.9899

limayl: infoCDWA@consumerdirectcare.com



Sawirka. 06