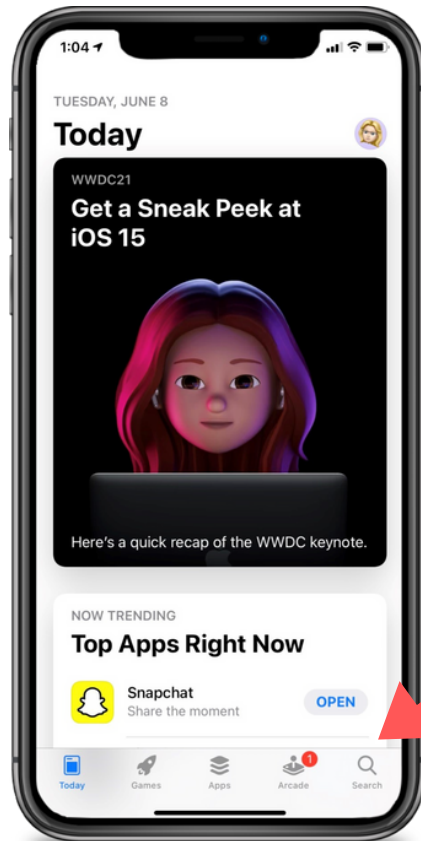


Downloading the App - iOS



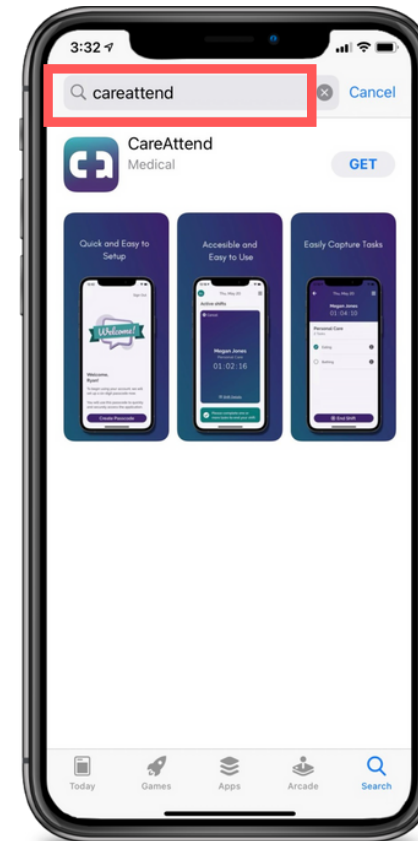
1. OPEN THE APP STORE AND USE THE SEARCH FUNCTION

Tap the App Store icon and then tap the magnifying glass at the bottom to open the search function.



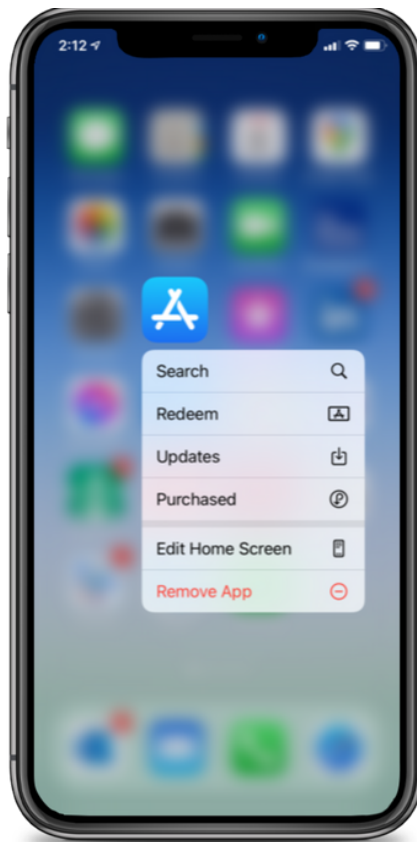
2. SEARCH FOR CAREATTEND AND GET THE APP

Type 'careattend' into the search bar and tap Search. Then tap "GET" to download the App. You may need to enter your Apple ID password.



3. UPDATING THE APP

To ensure the app is updated as needed, tap and hold the app store icon. Then tap "updates".



4. AVAILABLE UPDATES

Scroll down to "Available Updates", locate "CareAttend" app and tap "Update".

